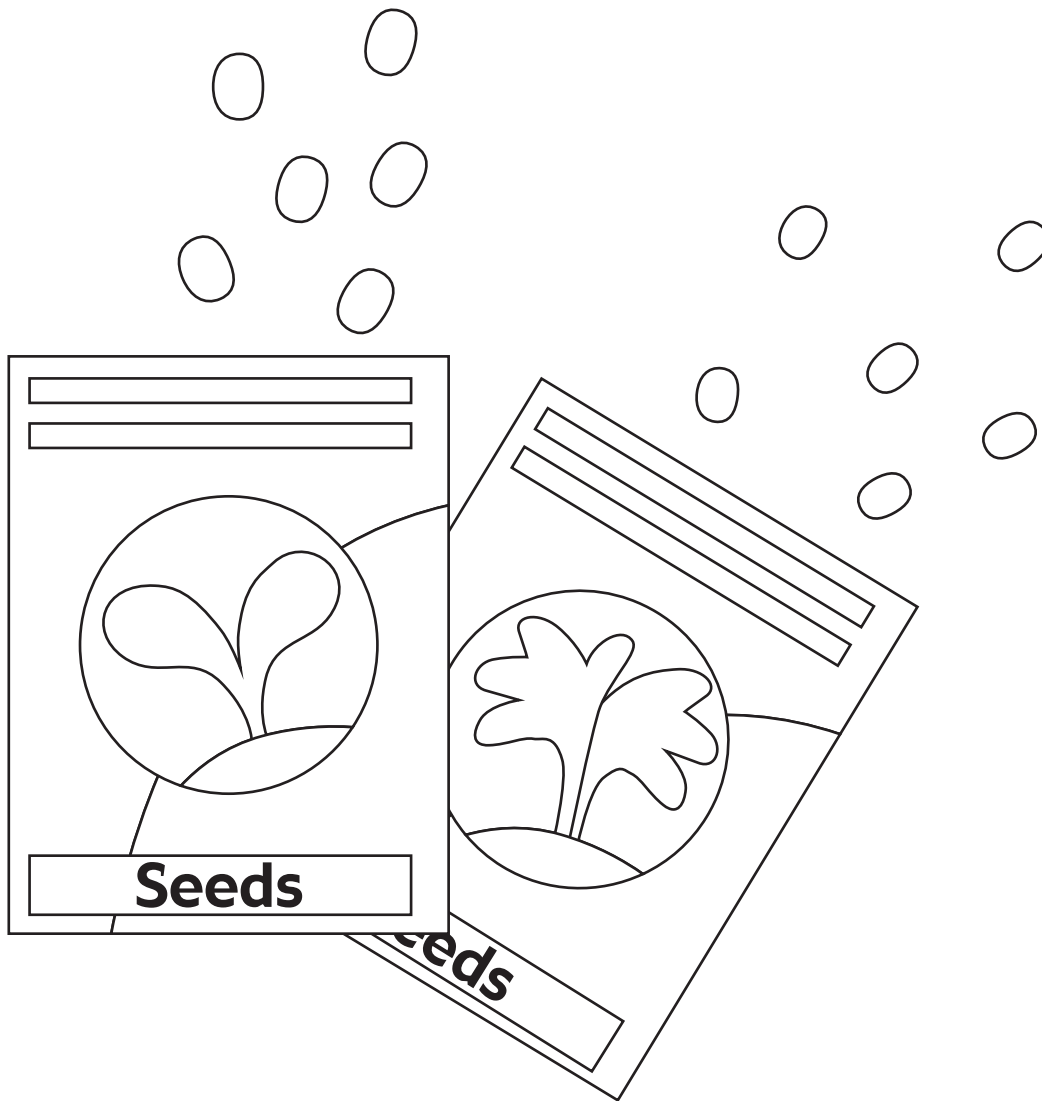


My Seed Journal



This journal belongs to:

About My Seeds



On _____ I planted my seeds.
(Date)

I think my seeds will grow into a _____.

Draw a picture of what you think your seeds will look like when they grow.



Seed Germination



Botanists are scientists who study plants. Botanists use the word **germinate** to describe when a baby plant **sprouts** or wakes up and begins to grow.




Draw a picture of your seeds germinating.

What Seeds Need to Germinate




All seeds need three basic things to germinate: **air**, **water**, and **warmth**. Seeds can't go to the store to buy things, so where do you think they get the things they need to germinate?


Draw three pictures showing how you think seeds get the air, water, and warmth they need to grow. Then, write one sentence describing what you drew.



Air



Water



Warmth

1. Air: _____

2. Water: _____

3. Warmth: _____




Seed Observation




Botanists use observations to study things. An **observation** is when you use your 5 senses to learn about something.


Draw a picture of each of your 5 senses.




Sight




Smell



Hearing



Taste



Touch



Seed Observation



Make an observation about your seeds. How do they:

1. Look: _____

2. Smell: _____

3. Feel: _____

4. Sound: _____



Draw a picture of your seeds.

Seed Observation



Look at your seeds 2-3 times each week and draw a picture of what you observe in the boxes below.

Date: _____


Date: _____

Date: _____

Date: _____

Date: _____

Date: _____

An illustration of a small green seedling with two leaves growing out of a brown pot. The pot is partially inside the bottom-left corner of the box.

Date: _____

Date: _____

Date: _____

Seed Observation



Look at your seeds 2-3 times each week and draw a picture of what you observe in the boxes below.

Date: _____


Date: _____

Date: _____

Date: _____

Date: _____

Date: _____

An illustration of a small green seedling with two leaves growing out of a brown pot.

Date: _____

Date: _____

Date: _____

Plant Tags



Color these plant tags, cut them out, and attach them to a craft stick when your seeds are ready to start growing in the dirt.

